


To keep yourself safe from traffic accident

Have you ever seen a traffic accident site or heard about the traffic accident ?


In Yamaguchi prefecture, a number of people suffer from injuries from traffic accidents and killed in fatal accidents every year. Some traffic accidents do involve foreign nationals.

As each country in the world has culture and custom unique to the country, traffic rules and manners vary from country to country. Please try to understand the Japanese traffic rules and have a good life in Japan keeping yourself safe from traffic accidents.




- Basic traffic lights and signs **2**
- Traffic rules for pedestrians **3**
- Traffic rules for cars and motorcycles **4**
- Traffic rules for bicyclists **5**
- In case of traffic accident **6**

Basic traffic lights and signs



Signals for vehicles



Signals for pedestrians



Road closed to
Pedestrians, vehicles and
bicycles



Road closed to
Vehicles and bicycles



Maximum
speed



No entry
for Vehicles and bicycles



One way



Temporary
stop



Reserved
For pedestrians and cyclists



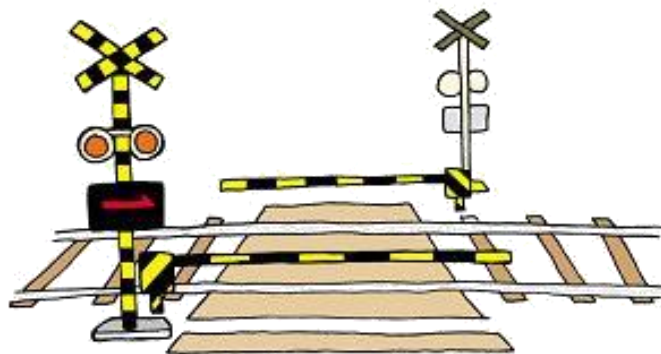

Crossing prohibited
by pedestrians



Road closed to
pedestrians

Traffic rules for pedestrians

- Pedestrians should keep to the right side of the road.
- Pedestrians should walk on the sidewalk if the road is divided into a car lane and a sidewalk.
- When crossing the road, use the cross-walk or the overhead bridge.
- Cross the intersections when the signal light turns green. When the light for pedestrians start blinking, do not cross.
- When the alarm is sounding at the railroad crossing, do not cross.
(Some railroad crossing have no alarm system installed. Watch out for trains.)



Traffic rules for cars and motorcycles

- Please carry the driver's license when driving
- Not only the driver but the passengers have to buckle up.



- Do not drink and drive.
- Do not park where parking is prohibited.
- Wear a helmet when riding a motorcycle.




Traffic rules for bicyclists

- Ride a bicycle on the left side of the road.
- Do not drink and ride
- Do not hold an umbrella while riding.



- Do not ride abreast or double.
- Have your light on at night.
- Make sure your brakes and light work properly.
- Observe traffic lights and do not proceed when it's red.
- Do not leave your bicycle where it may impede other traffic.



In case of traffic accident

- ① Stop your vehicle immediately.
- ② Pull your car over to the side of the road not to impede other traffic.
- ③ If there are any injuries, dial 119 to call for an ambulance.

If you are not able to ask for an ambulance in Japanese, ask for help and give first aid while waiting for an ambulance to arrive.



- ④ Dial 110 to call for police officer regardless of whether there is injured person or not.
Remain on scene until police officers arrive.
Advise police officers what happened as a party involved or as a witness.

